



## 2019 Point-In-Time Homeless Count Youth Survey Addendum Yamhill County, Oregon January 30<sup>st</sup>, 2019

Presented by  
Yamhill Community Action Partnership

### A. Background

During the 2019 Point-In-Time (PIT) Count, a Youth Survey Addendum form was conducted with unaccompanied runaway, homeless youth who are 24 years of age and younger. The surveys were completed around Yamhill County by YCAP staff and trained volunteers. The data was compiled and analyzed from the surveys to provide additional information on this population that can inform future service provision.

### B. Forms Collected

There were 110 Youth Survey Addendum forms conducted with unaccompanied, homeless youth during the PIT count on January 30<sup>th</sup>, 2019. This was not the full number of unaccompanied youth who were counted during the PIT Count, but consisted of those who were willing to complete the additional survey. The forms were collected from locations around Yamhill County as follows:

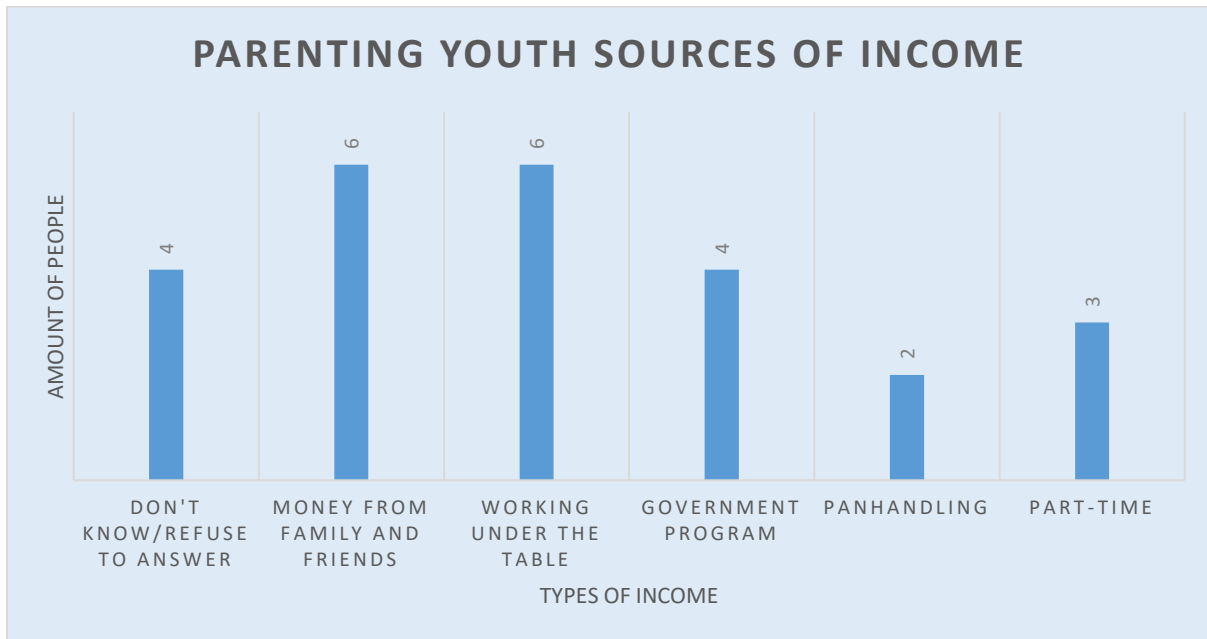
Locations	# of Forms
Youth Outreach Drop In/Street	57
McMinnville School District	33
Amity School District	2
YOOP	4
5 Rock	1
YCGRM	1
Sheridan School District	7
County Jail	1
Dayton School District	2

Willamina School District	1
YCAP Walk-In/Call-In	1

**C. Parenting Youth**

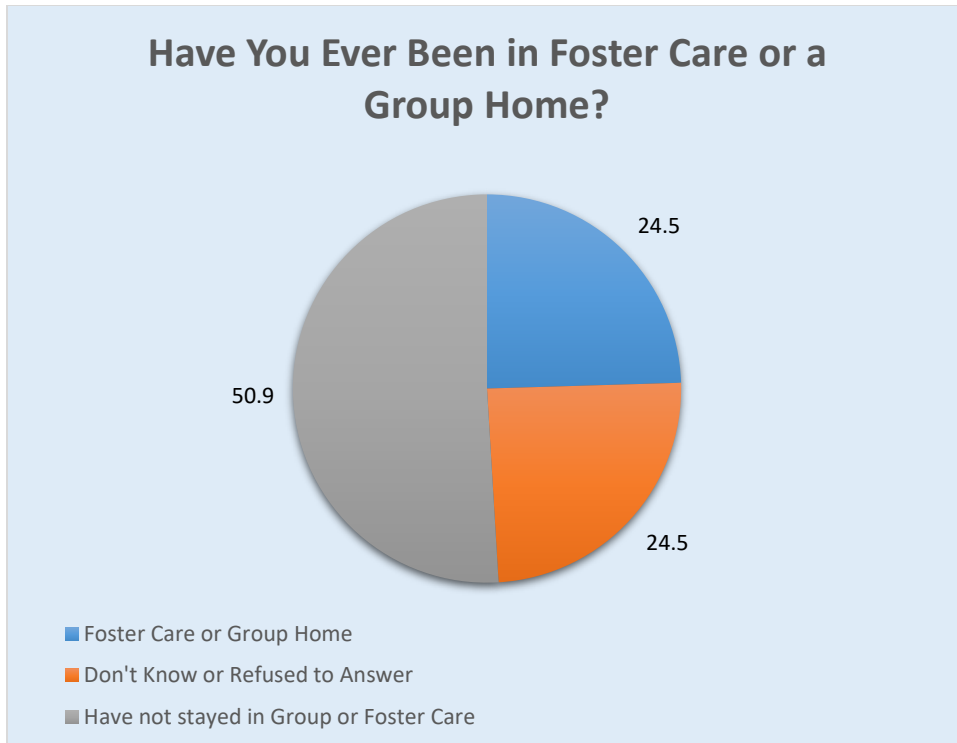
Eleven of the unaccompanied youth surveyed reported currently being pregnant or expecting to become a parent in the next 9 months. This was five more youth than was reported in 2018. Nine of the youth were female and the other two were male. The youth who reported being pregnant were surveyed at Youth Outreach, McMinnville School District, and Sheridan School District.

Four of the unaccompanied parenting youth reported dropping out of school six or more months ago, two reported graduating high school, two reported going to school irregularly, one reported going regularly, and two reported not knowing their enrollment status. All of the parenting youth surveyed reported having a way to make money. The breakdown of their sources are:



**D. Stays in Foster Care or Group Home**

24.5% of the unaccompanied youth surveyed reported staying in foster care or staying in a group home.



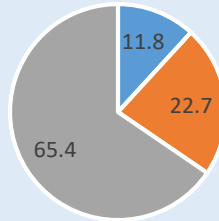
Of those who reported staying in foster care or a group home:

- 40.7% reported they have received help with housing in the last three years.
- 29.6% reported they have received help with housing more than three years ago.
- 18.5% have reported they have not received help with housing.
- 11.1% said they did not know or refused to answer if they received help with housing.

#### **E. Stays in Jail or Juvenile Detention**

11.8% of the unaccompanied youth reported staying overnight or longer in jail, prison, or a juvenile detention facility. 22.7% reported not knowing if they have stayed in jail, prison, or a juvenile detention facility or refused to answer. In 2018, 25.6% of youth reported staying overnight or longer in jail, prison, or a juvenile detention facility and 9.9% reported not knowing or refused to answer.

### Have You Stayed Overnight or Longer in a Jail, Prison, or a Juvenile Detention Facility?



- Stayed overnight or longer in Jail, Prison, or a Juvenile Detention Facility
- Don't know or Refused to say
- Have not stayed in Jail, Prison, or a Juvenile Detention Facility

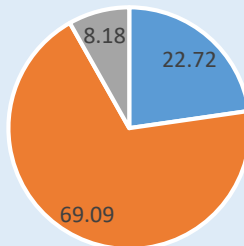
Of those who reported staying a jail, prison, or a juvenile detention facility:

- 7.69% reported receiving help with housing.
- 7.69% said they have not received help in the last three years.
- 23.1% said they did not know if they have received help with housing or refused to answer.
- 61.53% reported not receiving help with housing.

### F. Stays in Treatment or Healthcare Facility

8.18% of the unaccompanied youth surveyed reported staying overnight or longer in a treatment or healthcare facility. 22.72% of the youth said that they did not know or refused to say if they stayed overnight or longer at a treatment or healthcare facility.

### Have You Stayed Overnight or Longer in a Treatment or Healthcare Facility?

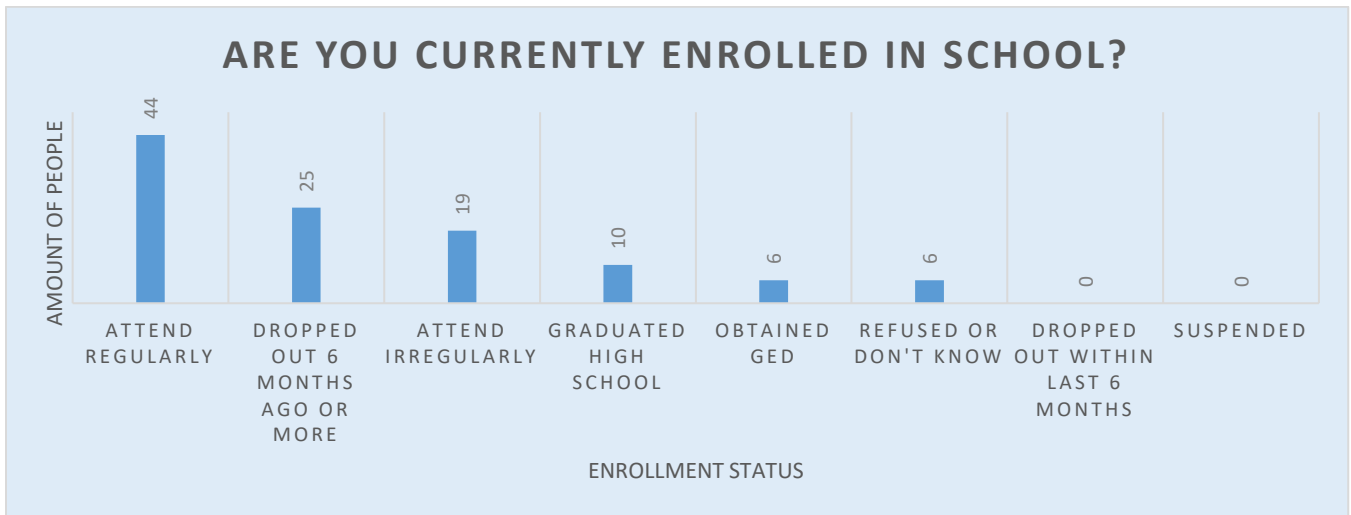


- Don't Know
- Have not stayed overnight or longer in a treatment or overnight facility
- Stayed overnight or longer in a treatment or healthcare facility

Of the unaccompanied youth who reported staying in a treatment or healthcare facility:

- 22.2% reported receiving help with housing.
- 11.1% of youth reported they did not receive help within the past three years.
- 33.3% said they did not know or refused to say if they have not received help with housing.
- 33.3% reported they did not receive housing help.

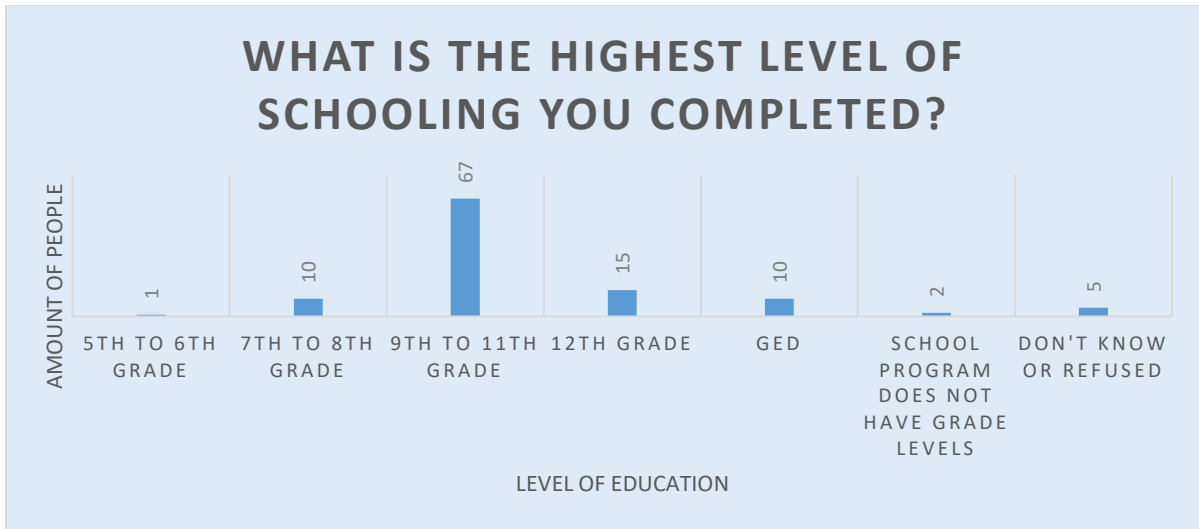
### G. School Enrollment and Education Level



Out of the unaccompanied youth surveyed:

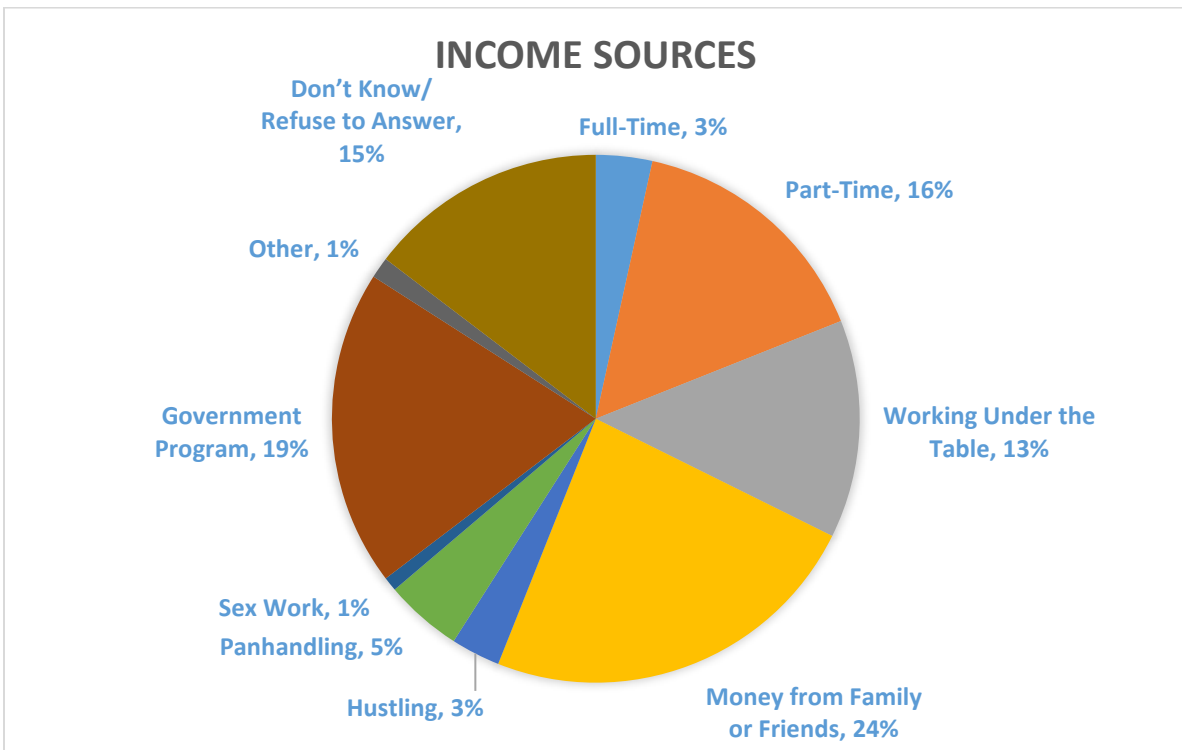
- 40% of the youth surveyed attend school regularly.
- 22.7% dropped out of school six months ago or longer.
- 17.2% attend school irregularly.
- 9.1% have graduated High School.
- 5.4% obtained their GED.
- 5.4% refused or reported they did not know their enrollment status

54.5% of the unaccompanied youth surveyed showed positive educational achievement including attending school regularly, graduating high school, or obtaining their GED. 39.9% showed challenges in educational achievement, this included attending school irregularly or dropping out of school more than six months ago. Highest level of schooling achieved reported below.



### H. Money

The survey provided participants with an opportunity to check off several forms of income including a space for other incomes to be reported. The break-down of responses for this question is as follows:

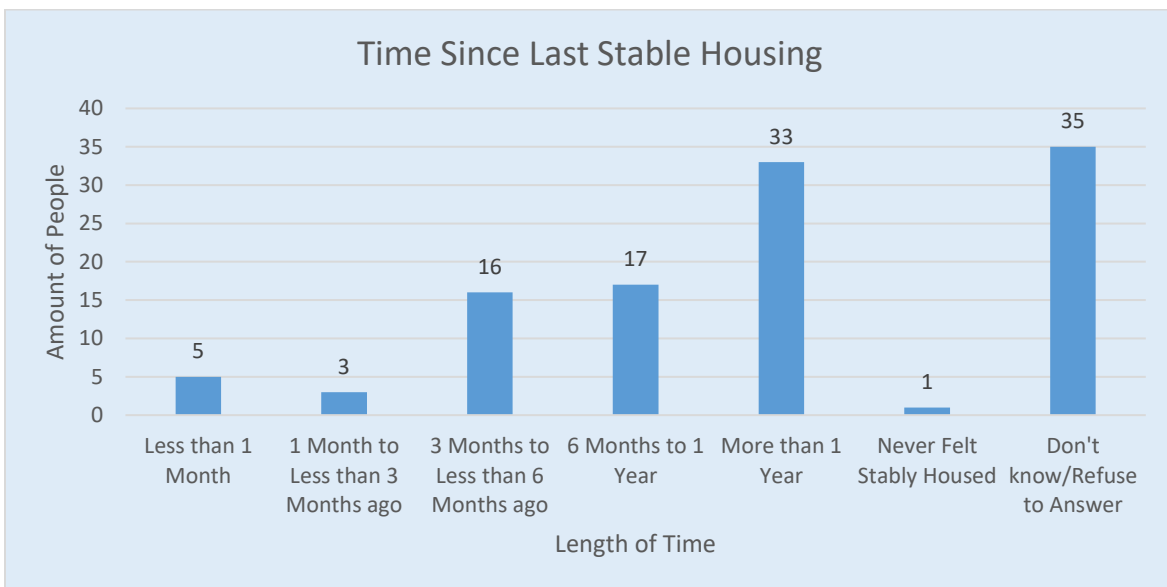


The most common way that the unaccompanied youth surveyed received income was from family and friends. The second most common response from the youth was receiving income from government programs, followed by working under the table.

Three of the unaccompanied youth surveyed checked the “other” box. Two left their other income unspecified.

### I. Stable Housing

Unaccompanied youth who participated in the survey were asked when they last experienced a stable housing situation that felt safe. The responses ranged from less than one month to never feeling stably housed.

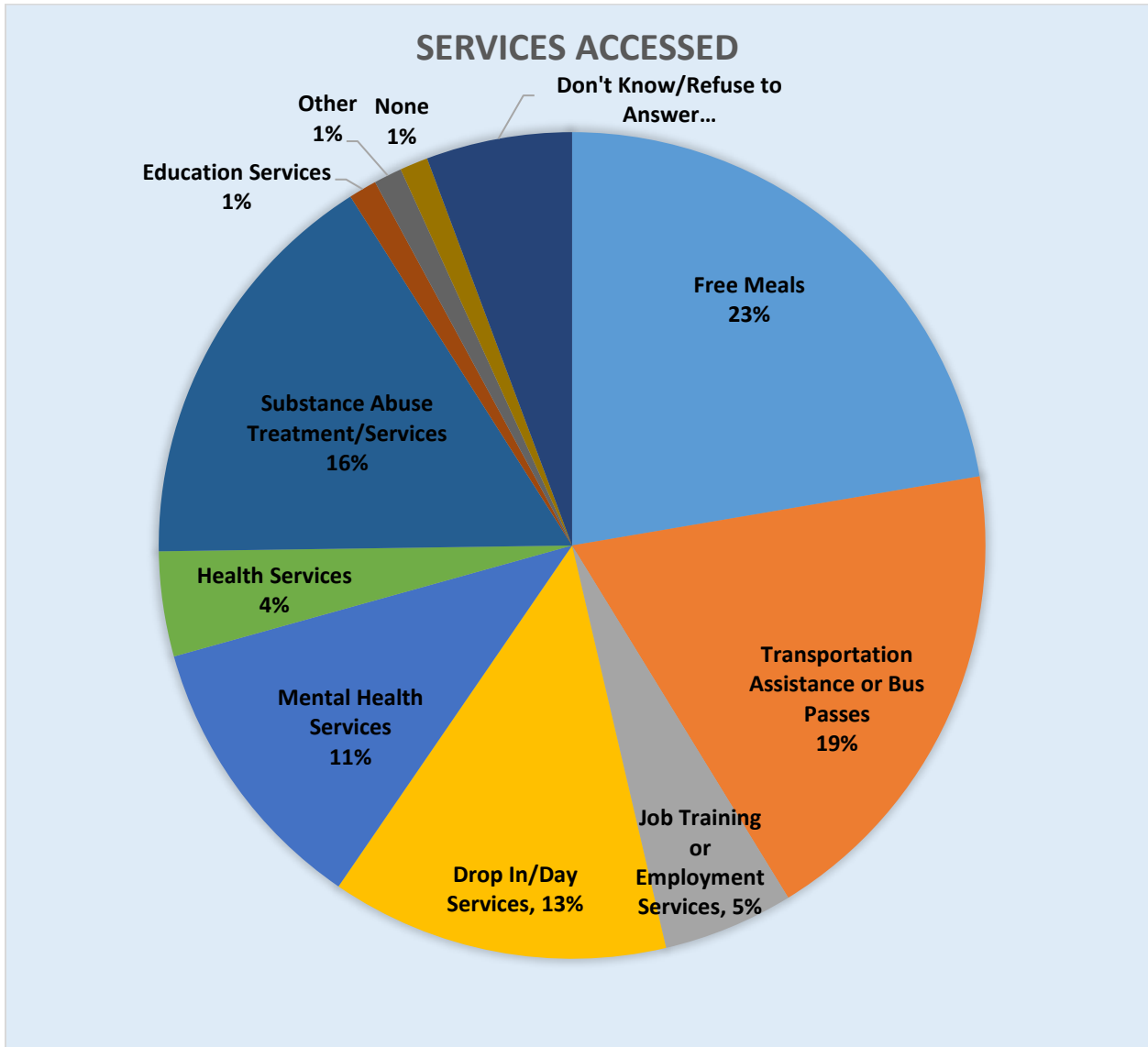


As a follow up question, the unaccompanied youth surveyed were asked the reason for leaving their last stable housing situation. The majority chose to leave their last stable housing situation, with just over 15% being forced to leave.



## J. Services Assessed

The unaccompanied youth were asked to identify the services they have accessed in the last year. The youth identified all the resources they have accessed in the past year.



Free meals were the most accessed resource followed by transportation assistance or bus passes. 2.7% of the unaccompanied youth identified as not receiving any support from any services in the last year.

End Report. 3/25/2019